



Summary Feedback

(Combined feedback broadcasted multiple time this week)

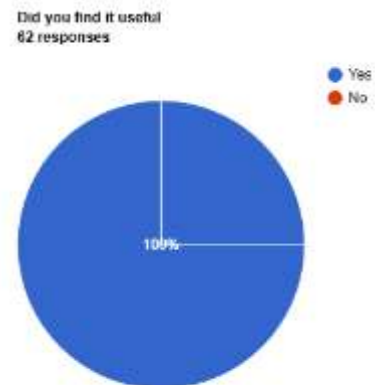
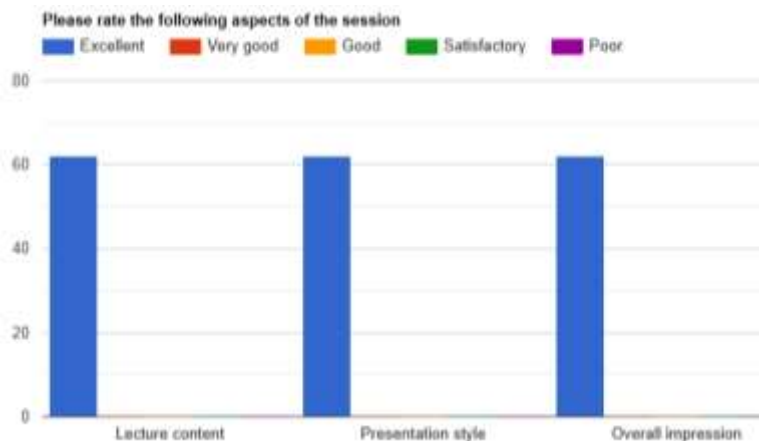
PRE-RECORDED: Basildon FRCR 2B 'A to Zee' Course 2020

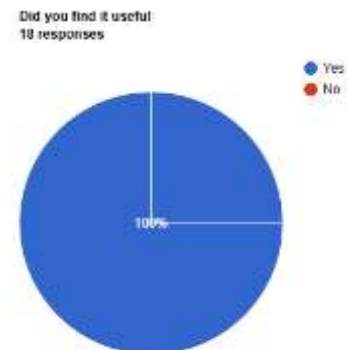
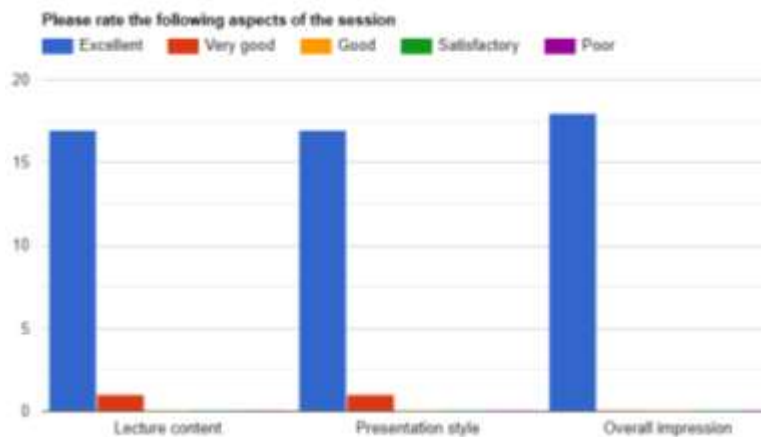
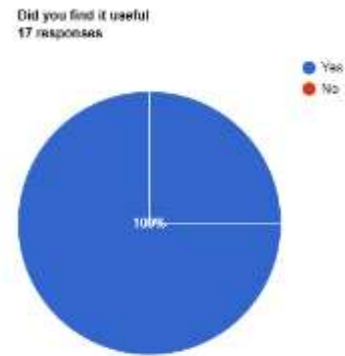
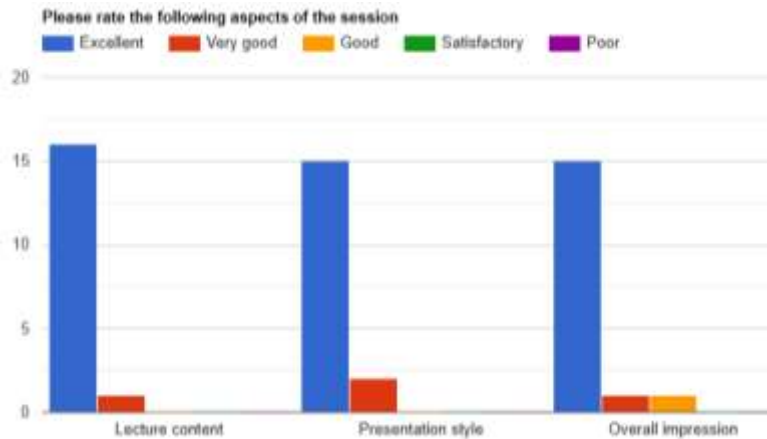
Session 32/36

GIT for FRCR Exam (Part - 4)
(i) MRI Liver (ii) Biliary System
(23rd November 2025)
Lecturer: Sami Khan

Summary Points:

- Total Attendees: 319 from 33 Countries (Algeria, Australia, Bahrain, Bangladesh, Canada, Egypt, Ghana, Hong Kong, India, Indonesia, Iraq, Japan, Kuwait, Libya, Malaysia, Malta, Myanmar, Nigeria, Norway, Oman, Pakistan, Qatar, Saudi Arabia, South Africa, Sri Lanka, Sudan, Thailand, Türkiye, UAE, UK, Ukraine, Yemen, Zimbabwe).
- Total duration: 3 hours (each session broadcasted thrice during the week)
- Total feedback received from 97 participants, from three different broadcasts



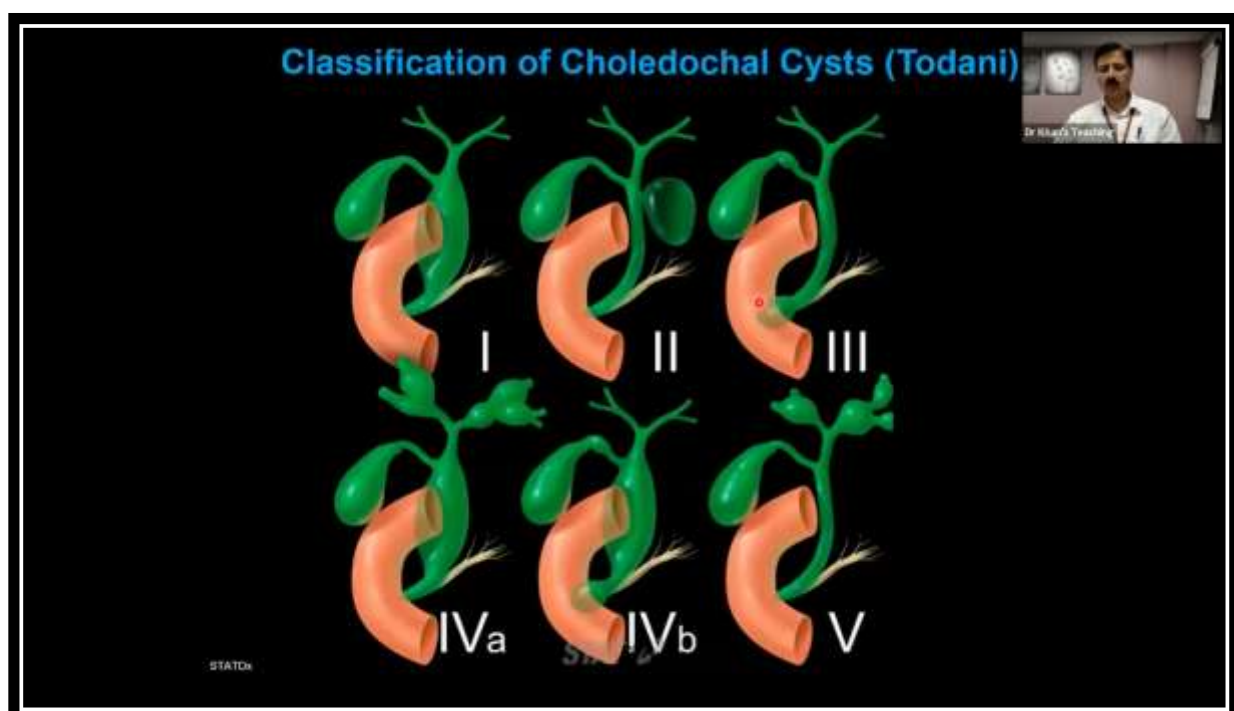
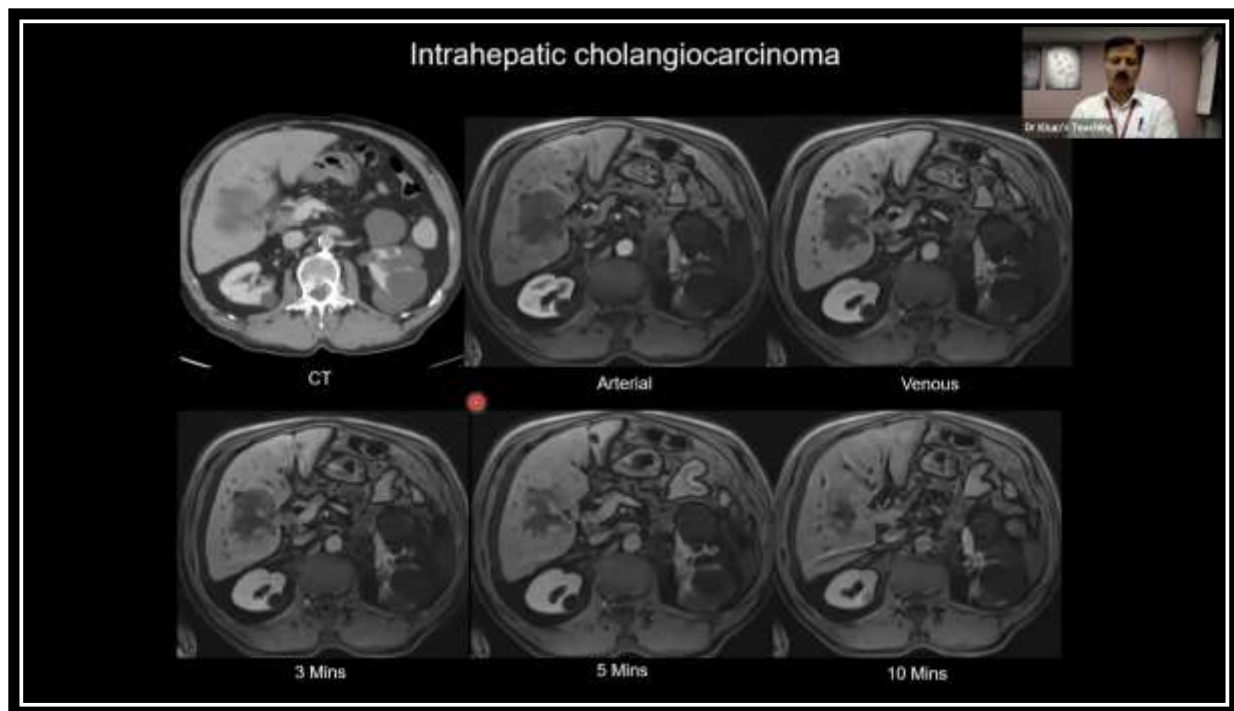


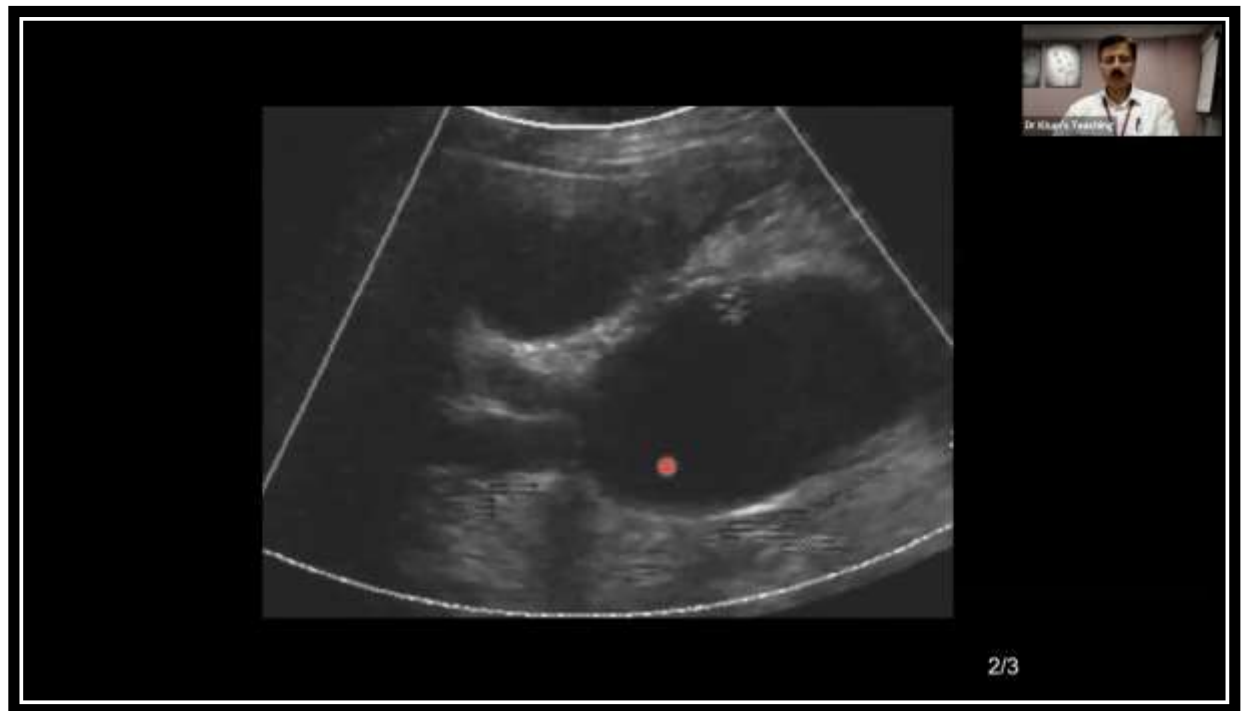
Testimonials

- What an amazing session! I have never seen a more passionate teacher who teaches with such dedication and in-depth teaching across all modalities. Thank you so much, Dr. Khan (Pakistan).
- A variety of liver cases with clear, concise teaching points to aid diagnosis/DD, along with an exam mimicking viva, case presentation style, and feedback to the candidates, were useful; many thanks (Egypt).
- The theoretical teaching at the beginning was priceless (Zimbabwe).
- Collection of cases and ways to approach the 2b exam were useful (India).
- The cases and teaching style, the explanations, and the emphasis on exam points were useful (Canada).
- Language and speaking accent were very clear to me. Simple and easy approach-based learning. No difficult words are used to make things complicated; even a first-year trainee can learn from these lectures. Sufficient cases shared for each aspect of the topic to be covered. Overall everything about the lecture was excellent (Pakistan).
- Differential diagnosis for different biliary stricture positions was useful (South Africa).
- Being able to differentiate between FNH and adenoma was most useful (UAE).
- Excellent session; I am now able to differentiate between FNH, hemangioma, cholangiocarcinoma, and fibrolamellar carcinoma (Pakistan).

- Every aspect of the session was useful (Nigeria).
- Excellent cases with a wide concept-based description by Dr. Sami Khan. It solved my many questions in mind, especially MRI liver cases. Very thankful to Sir Sami for arranging such sessions (Pakistan).
- Excellent teaching session. Thank you for exposing so much and reducing our ignorance (Nigeria).
- Everything was useful (Hong Kong).
- Nice revision of cases! (India).
- It was perfect (UAE).
- A very comprehensive session by Dr. Khan. I can attend it as many times as it is played (Pakistan).
- Excellent effort by DKT (Qatar).
- It's all useful (UAE).
- Valuable revision was useful (UK).
- Understanding of liver MRI was most useful (Pakistan).
- Teaching basic concepts was useful (India).
- All the aspects of the lecture were useful (UK).
- All the guidelines were useful (Pakistan).
- Everything was useful (India).
- Clear, concise teaching was useful (UK).
- Presentation style was useful (UK).
- Hepatobiliary contrast scans were very informative (India).
- The cases of GIT and discussion were useful (UK).
- Very useful teaching (India).
- Great learning. Amazing session. Thank you very much (Pakistan).
- Biliary pathologies were useful (Sri Lanka).
- Nice coverage of different modalities was useful (UK).
- Great session (Libya).
- Explaining with examples was useful (UK).
- All aspects were useful (Nigeria).
- Every aspect was useful (Sri Lanka).
- Interesting cases with lots of pathognomonic examples (Algeria).
- The biliary tract pathologies on PTC, MRCP, and ERCP were useful (Nigeria).
- Excellent teaching (UK).
- It's best (Pakistan).
- Very educative (Nigeria).
- It was perfect (UAE).
- All was perfect (UK).
- Extremely high yield GIT concepts delivered (UK).
- Great teaching (Pakistan).
- Thank you to the presenter and team (UK).
- Outstanding session as usual (Pakistan).
- Very useful (Sri Lanka).
- Very good and helpful (UK).
- Excellent teaching session (Nigeria).
- Excellent as always (UK).
- The images are very appropriate with detailed discussion (UAE).

- Great learning. Thank you so much (Pakistan).
- The teaching part is what I find most useful. Tips & tricks for exams and cases were also useful (Pakistan).
- Outstanding and amazing sessions as always (Pakistan).
- Excellent session as usual (UAE).
- Dr. Sami's teaching methods were useful (Pakistan).
- Very organised lecture and nice cases (UK).
- Absolutely amazing session (Pakistan).
- Great cases (Iraq).





=====XX=====XX=====